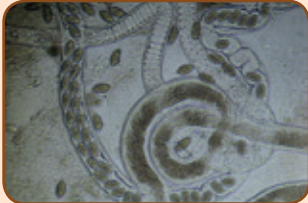


# British Hedgehog Preservation Society

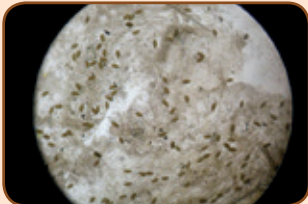
All photographs © Vale Wildlife Hospital - our grateful thanks for their permission to reproduce them here.



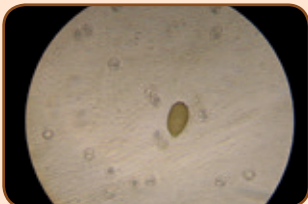
**1. THORNY-HEADED WORM**  
(showing size -most are around one third of this size)



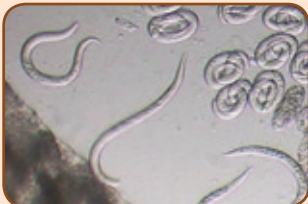
**2. ADULT ROUNDWORM FULL OF EGGS (Capillaria)**



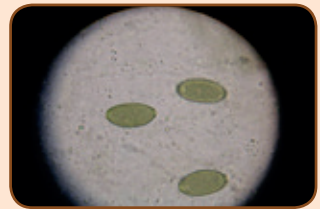
**3. CAPILLARIA EGGS**



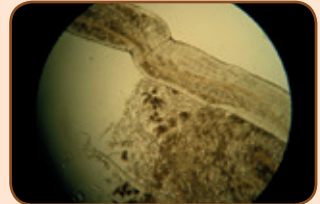
**4. COCCIDIAL OOCYSTS**  
(showing a Capillaria egg for size demo)



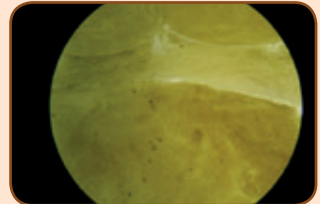
**5. CRENOSOMA STRIATUM LARVAE** (lungworm)



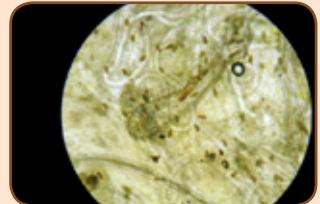
**6. CAPILLARIA EGGS**



**7. ADULT CRENOSOMA & LARVAE**



**8. FLUKE EGGS**



**9. ADULT ROUNDWORM FULL OF EGGS**



**10. ADULT INTESTINAL FLUKE**



**11. THORNY-HEADED WORM**

## GUIDE TO WORMS

Here are some of the worms that you might find when looking at hedgehog droppings under the microscope.

For treatment advice please see our 'Care & Treatment of Sick & Injured Hedgehogs' booklet online at [www.britishhedgehogs.org.uk](http://www.britishhedgehogs.org.uk) or available by post.