

British Hedgehog Preservation Society

All photographs © Vale Wildlife Hospital - our grateful thanks for their permission to reproduce them here.



1. THORNY-HEADED WORM
(showing size -most are around one third of this size)



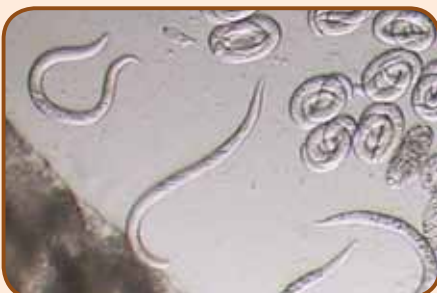
2. ADULT ROUNDWORM FULL OF EGGS (Capillaria)



3. CAPILLARIA EGGS



4. COCCIDIAL OOCYSTS
(showing a Capillaria egg for size demo)



5. CRENOSOMA STRIATUM LARVAE (lungworm)

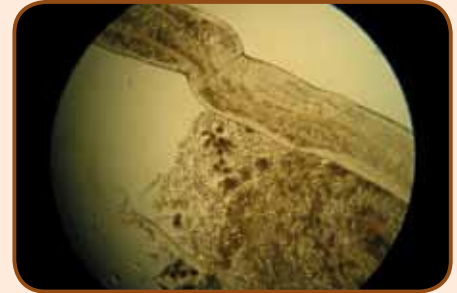
GUIDE TO WORMS

Here are some of the worms that you might find when looking at hedgehog droppings under the microscope.

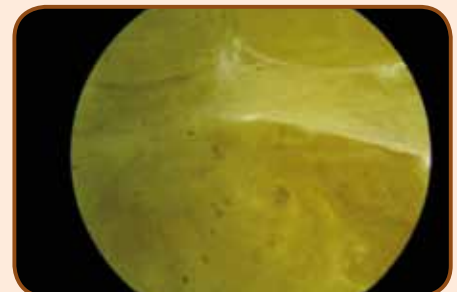
For treatment advice please see our 'Care & Treatment of Sick & Injured Hedgehogs' booklet online at www.britishhedgehogs.org.uk or available by post.



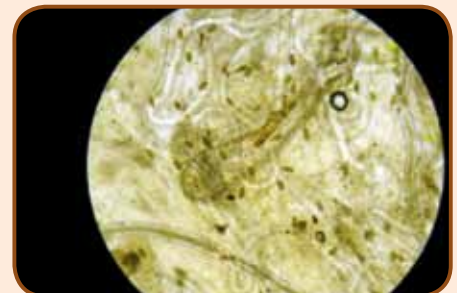
6. CAPILLARIA EGGS



7. ADULT CRENOSOMA & LARVAE



8. FLUKE EGGS



9. ADULT ROUNDWORM FULL OF EGGS



10. ADULT INTESTINAL FLUKE



11. THORNY-HEADED WORM